



SWISS QUARTER HORSE SHOW

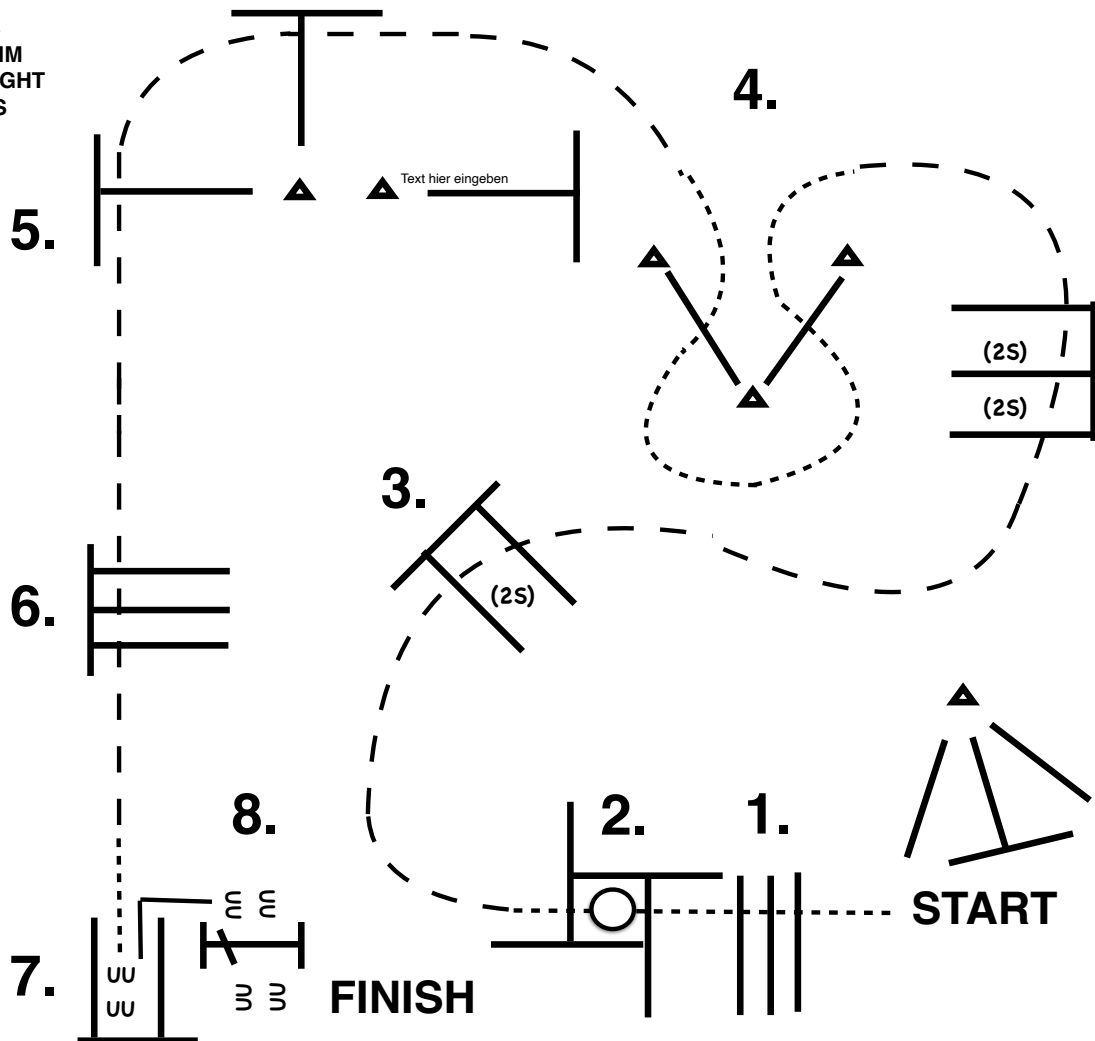


SWISS QUARTER HORSE SHOW SQHA FUTURITY 2024

Rasseoffen Trail in Hand All Ages
Rasseoffen Walk-Trot Trail



TRAIL COURSES
DESIGNED BY: TIM
KIMURA COPYRIGHT
2024 ALL RIGHTS
RESERVED



1. WALK OVER POLES.
2. WALK INTO BOX, EXECUTE A 360 TURN RIGHT, WALK OUT.
3. JOG OVER POLES.
4. STOP OR BREAK TO THE WALK, WALK OVER POLES.
5. JOG OVER POLES.
6. JOG OVER POLES.
7. BREAK TO THE WALK, WALK INTO CHUTE, BACK TO GATE.
8. WORK GATE LEFT HAND.



SWISS QUARTER HORSE SHOW

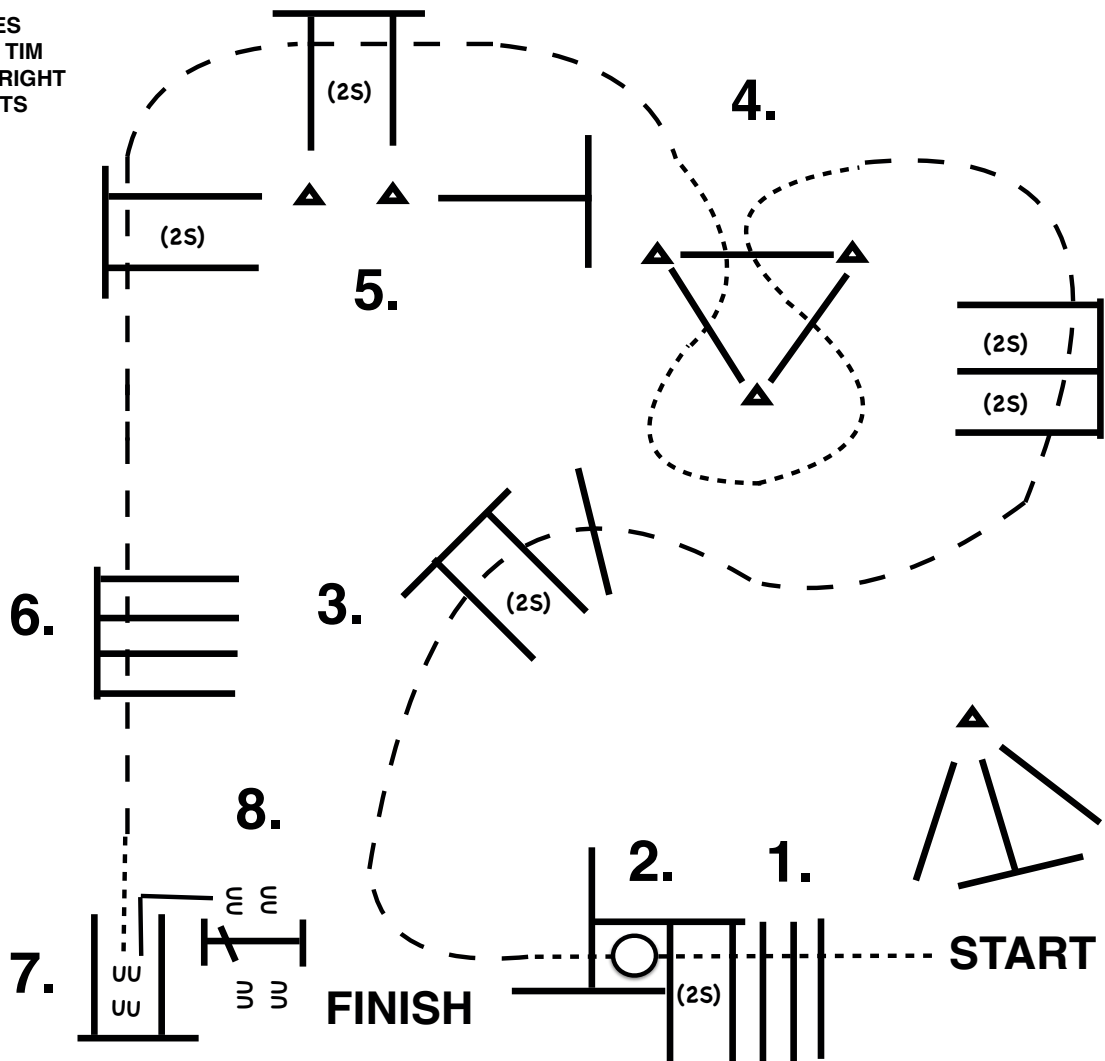


SWISS QUARTER HORSE SHOW SQHA FUTURITY 2024

SQHA Futurity 3-Yr-Old Trail in Hand



TRAIL COURSES
DESIGNED BY: TIM
KIMURA COPYRIGHT
2024 ALL RIGHTS
RESERVED



1. WALK OVER POLES.
2. WALK INTO BOX, EXECUTE A 360 TURN RIGHT, WALK OUT.
3. JOG OVER POLES.
4. STOP OR BREAK TO THE WALK, WALK OVER POLES.
5. JOG OVER POLES.
6. JOG OVER POLES.
7. BREAK TO THE WALK, WALK INTO CHUTE, BACK TO GATE.
8. WORK GATE LEFT HAND.



SWISS QUARTER HORSE SHOW

AQHA
APPROVED



SQHA
FUTURITY

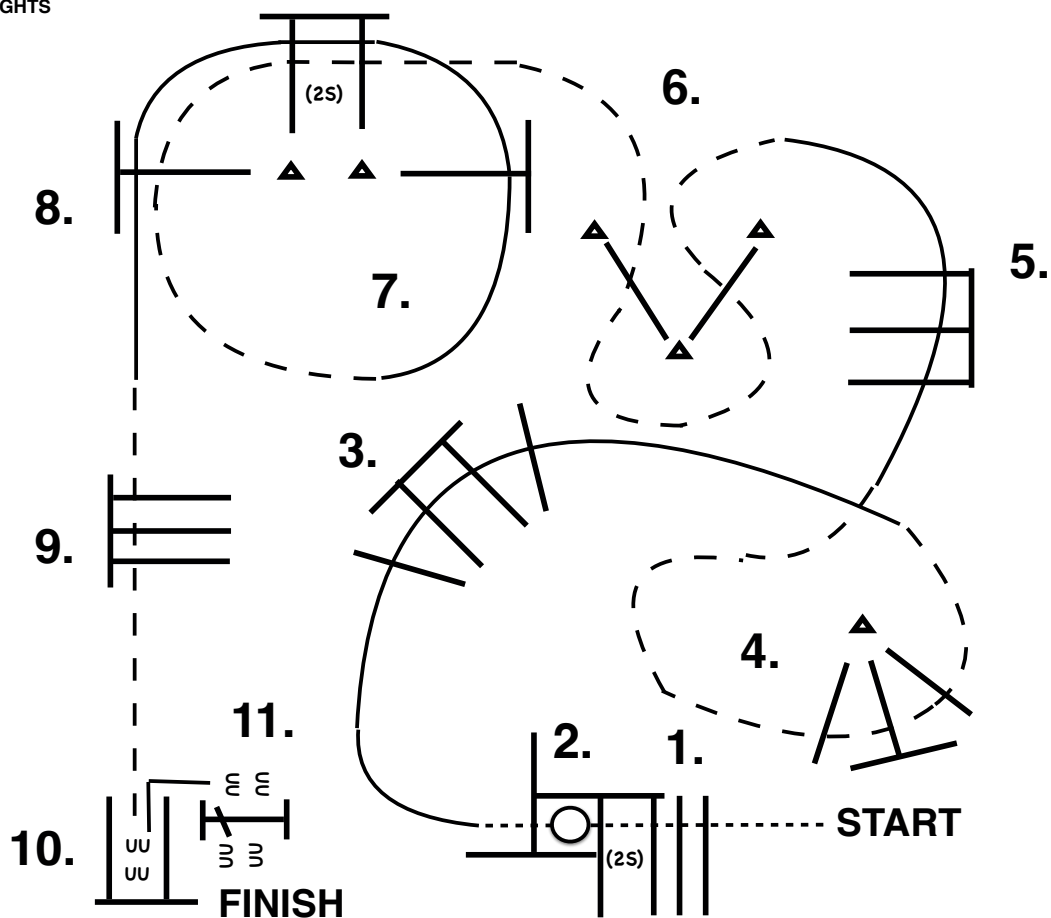
SWISS QUARTER HORSE SHOW SQHA FUTURITY 2024

SQHA Futurity Trail
AQHA/NSBA Junior Trail

Pattern sponsored by:



TRAIL COURSES
DESIGNED BY: TIM
KIMURA COPYRIGHT
2024 ALL RIGHTS
RESERVED



1. WALK OVER POLES INTO BOX.
2. EXECUTE A 360 TURN EITHER WAY, WALK OUT BOX.
3. LOPE OVER POLES.
4. JOG OVER POLES.
5. LOPE OVER POLES (LEFT LEAD).
6. JOG BETWEEN CONES AND OVER POLES.
7. JOG POLES.
8. LOPE OVER POLES (LEFT LEAD).
9. JOG OVER POLES INTO CHUTE.
10. BACK BETWEEN POLES AND AROUND CORNER.
11. WORK GATE LEFT HAND.



SWISS QUARTER HORSE SHOW

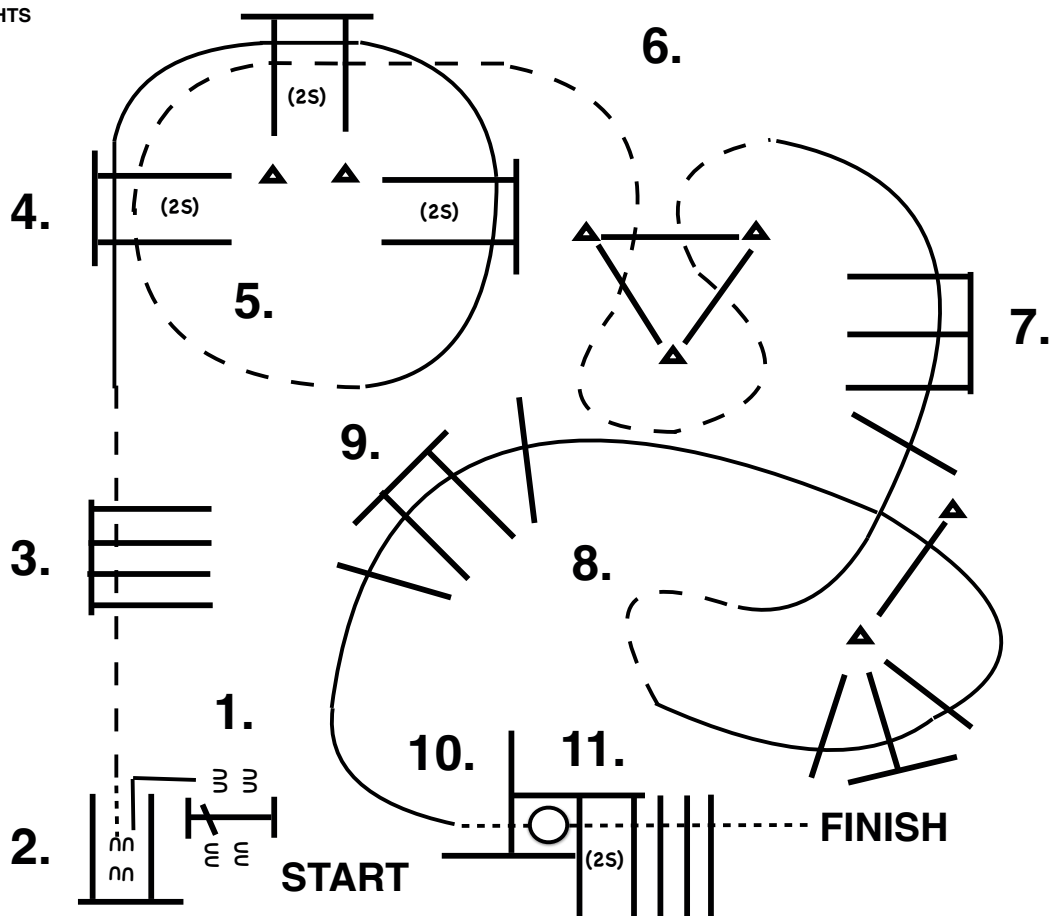


SWISS QUARTER HORSE SHOW
SQHA FUTURITY 2024

SQHA Graduate Trail
AQHA/NSBA Senior Trail



TRAIL COURSES
DESIGNED BY: TIM
KIMURA COPYRIGHT
2024 ALL RIGHTS
RESERVED



1. WORK GATE RIGHT HAND AND WALK OVER POLE.
2. BACK AROUND CORNER, BACK BETWEEN POLES.
3. WALK FORWARD, THEN JOG OVER POLES.
4. LOPE OVER POLES (RIGHT LEAD).
5. BREAK TO THE JOG, JOG OVER POLES.
6. JOG THROUGH TRIANGLE, JOG OVER POLES.
7. LOPE OVER POLES (RIGHT LEAD).
8. BREAK TO THE JOG, THEN LOPE OVER POLES (LEFT LEAD).
9. LOPE OVER POLES (LEFT LEAD).
10. STOP OR BREAK TO THE WALK, WALK INTO BOX, EXECUTE A 360 TURN EITHER WAY, WALK OUT BOX.
11. WALK OVER POLES.



SWISS QUARTER HORSE SHOW

AQHA
APPROVED



SQHA
FUTURITY

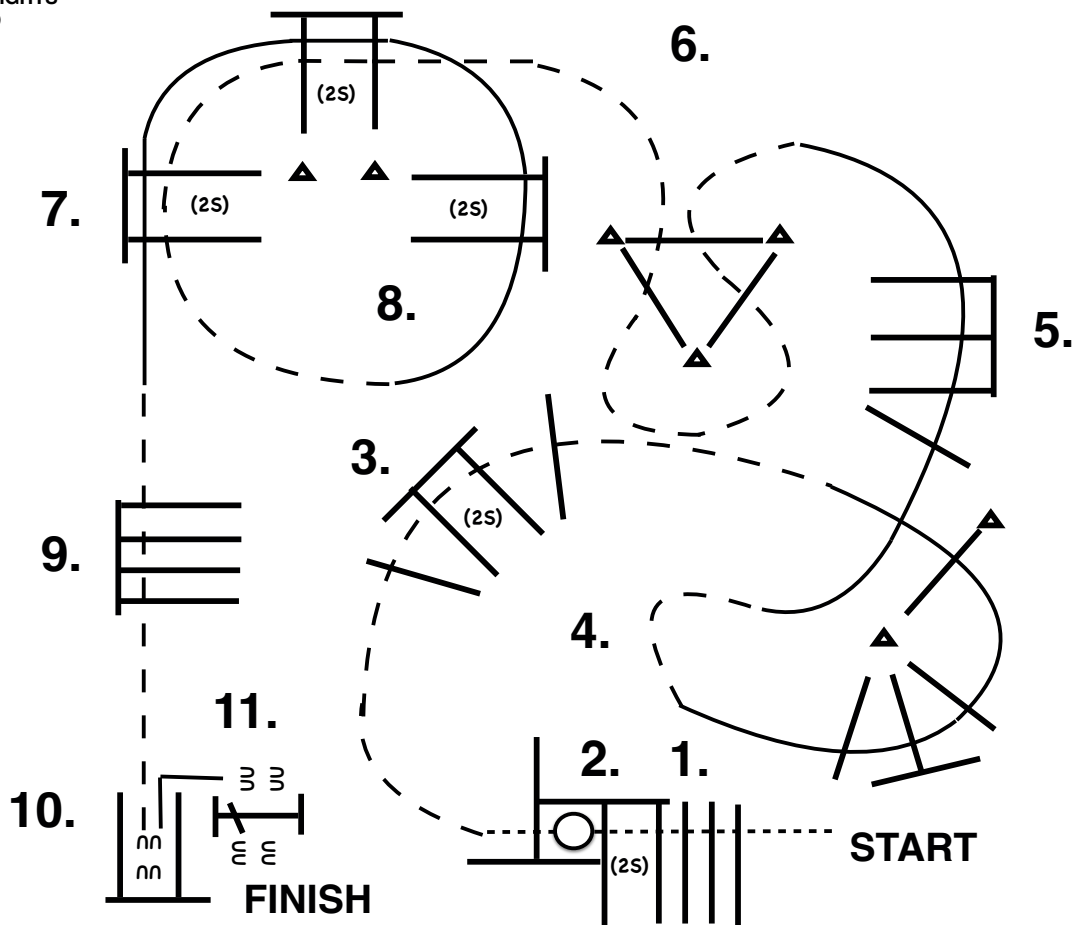
SWISS QUARTER HORSE SHOW SQHA FUTURITY 2024

AQHA/NSBA Amateur Trail
AQHA Youth

Pattern sponsored by:



TRAIL COURSES
DESIGNED BY: TIM
KIMURA COPYRIGHT
2024 ALL RIGHTS
RESERVED



1. WALK OVER POLES.
2. EXECUTE A 360 TURN EITHER WAY, WALK OUT BOX.
3. JOG OVER POLES.
4. LOPE OVER POLES (RIGHT LEAD), THEN BREAK TO JOG.
5. LOPE OVER POLES (LEFT LEAD).
6. JOG TROUGH TRIANGLE.
7. JOG POLES.
8. LOPE OVER POLES (LEFT LEAD).
9. JOG OVER POLES INTO CHUTE.
10. BACK BETWEEN POLES AROUND CORNER.
11. WORK GATE RIGHT HAND AND WALK OVER POLE.



SWISS QUARTER HORSE SHOW

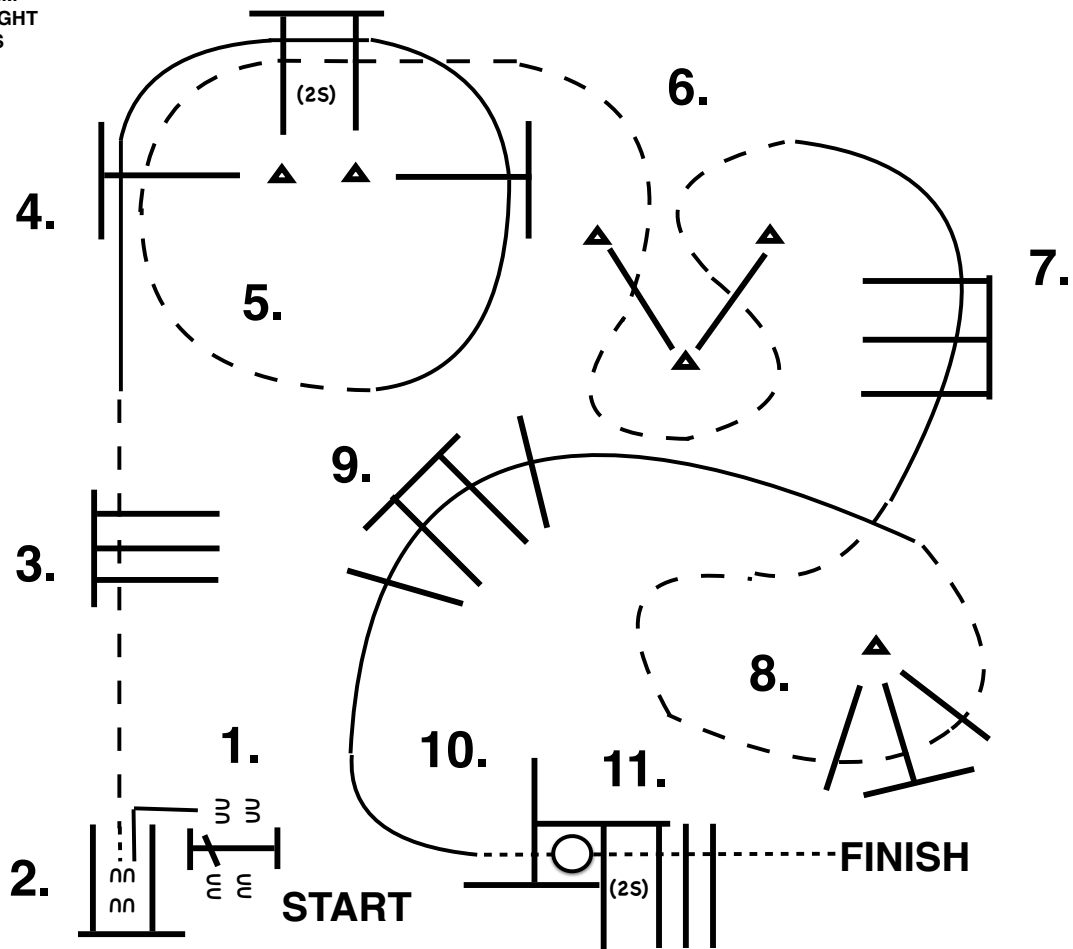


SWISS QUARTER HORSE SHOW SQHA FUTURITY 2024

AQHA Level 1 Trail
AQHA Level 1 Amateur Trail
Rasseoffen Trail



TRAIL COURSES
DESIGNED BY: TIM
KIMURA COPYRIGHT
2024 ALL RIGHTS
RESERVED



1. WORK GATE RIGHT HAND.
2. BACK AROUND CORNER, BACK BETWEEN POLES.
3. WALK FORWARD, THEN JOG OVER POLES.
4. LOPE OVER POLES (RIGHT LEAD).
5. BREAK TO THE JOG, JOG OVER POLES.
6. JOG AROUND CONES, JOG OVER POLES.
7. LOPE OVER POLES (RIGHT LEAD).
8. BREAK TO THE JOG, THEN JOG OVER POLES.
9. LOPE OVER POLES (LEFT LEAD).
10. STOP OR BREAK TO THE WALK, WALK INTO BOX, EXECUTE A 360 TURN EITHER WAY, WALK OUT BOX.
11. WALK OVER POLES.



SWISS QUARTER HORSE SHOW

AQHA
APPROVED

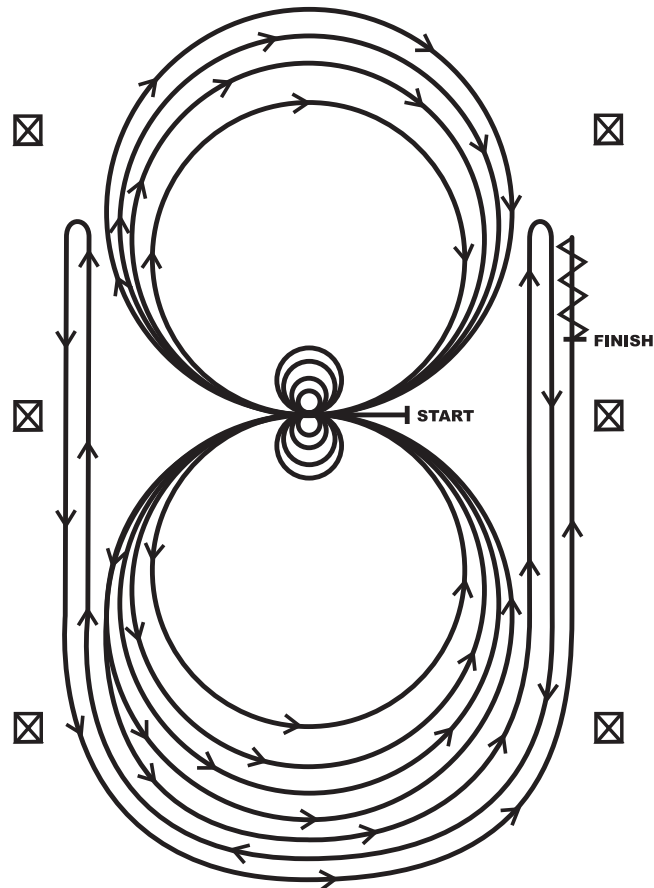


SQHA
FUTURITY

SWISS QUARTER HORSE SHOW SQHA FUTURITY 2024

SQHA Futurity Reining
SQHA Graduate Reining

REINING PATTERN 5



Horses may walk or jog to the center of arena. Horses must walk or stop prior to starting pattern. Beginning at the center of the arena facing the left wall or fence.

1. Beginning on the left lead, complete three circles to the left: the first two circles large and fast; the third circle small and slow. Stop at the center of the arena. Hesitate.
2. Complete four spins to the left. Hesitate.
3. Beginning on the right lead, complete three circles to the right: the first two circles large and fast; the third circle small and slow. Stop at the center of the arena. Hesitate.
4. Complete four spins to the right. Hesitate.
5. Beginning on the left lead, run a large fast circle to the left, change leads at the center of the arena, run a large fast circle to the right, and change leads at the center of the arena. (Figure 8)
6. Continue around previous circle to the left but do not close this circle. Run up the right side of the arena past the center marker and do a right rollback at least twenty feet (six meters) from the wall or fence—no hesitation.
7. Continue around previous circle but do not close this circle. Run up the left side of the arena past the center marker and do a left rollback at least twenty feet (six meters) from the wall or fence—no hesitation.
8. Continue back around previous circle but do not close this circle. Run up the right side of the arena past the center marker and do a sliding stop at least twenty feet (six meters) from the wall or fence. Back up at least ten feet (three meters). Hesitate to demonstrate completion of the pattern.



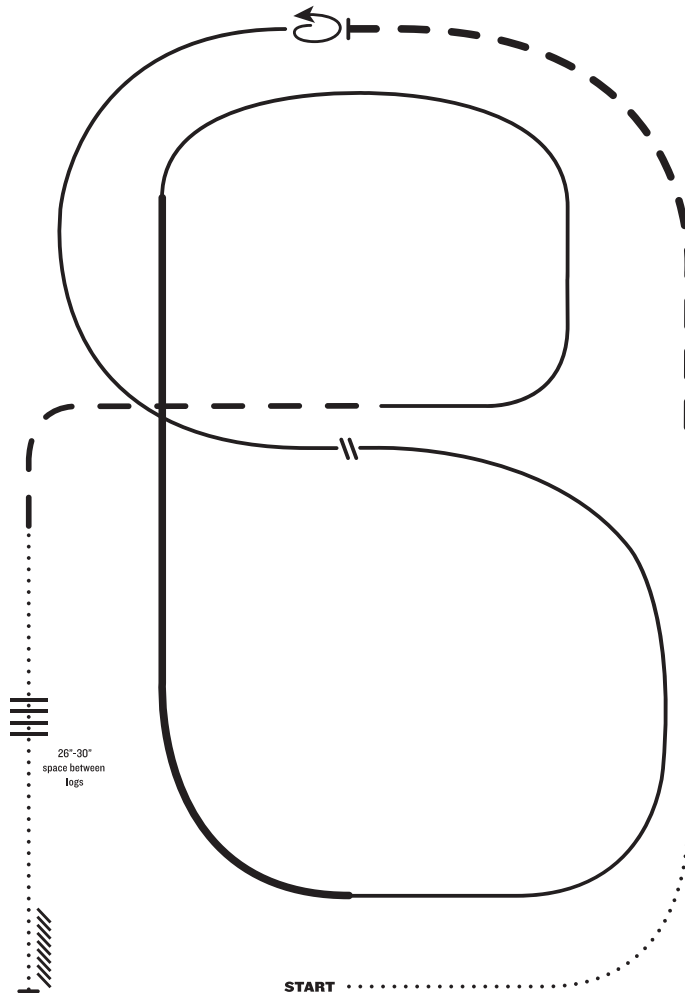
SWISS QUARTER HORSE SHOW



SWISS QUARTER HORSE SHOW SQHA FUTURITY 2024

SQHA Futurity Ranch Riding
AQHA Level 1 Amateur Ranch Riding
Rasseoffen Ranch Riding

RANCH RIDING - PATTERN I



LEGEND	
.....	Walk
.....	Extended Walk
---	Trot
---	Extended Trot
---	Lope
---	Extended Lope
////	Back
W	Lead Change

Note: The drawn description of this pattern is only intended for the general depiction of the pattern. Exhibitors should utilize the arena space to best exhibit their horses.

1. Walk
2. Trot
3. Extend the trot, at the top of the arena, stop
4. 360° turn left
5. Left lead 1/2 circle, lope to the center
6. Change leads (simple or flying)
7. Right lead 1/2 circle
8. Extended lope up the long side of the arena (right lead)
9. Collect back to a lope around the top of the arena and back to center
10. Break down to an extended trot
11. Walk over logs
12. Stop and back



SWISS QUARTER HORSE SHOW

AQHA
APPROVED

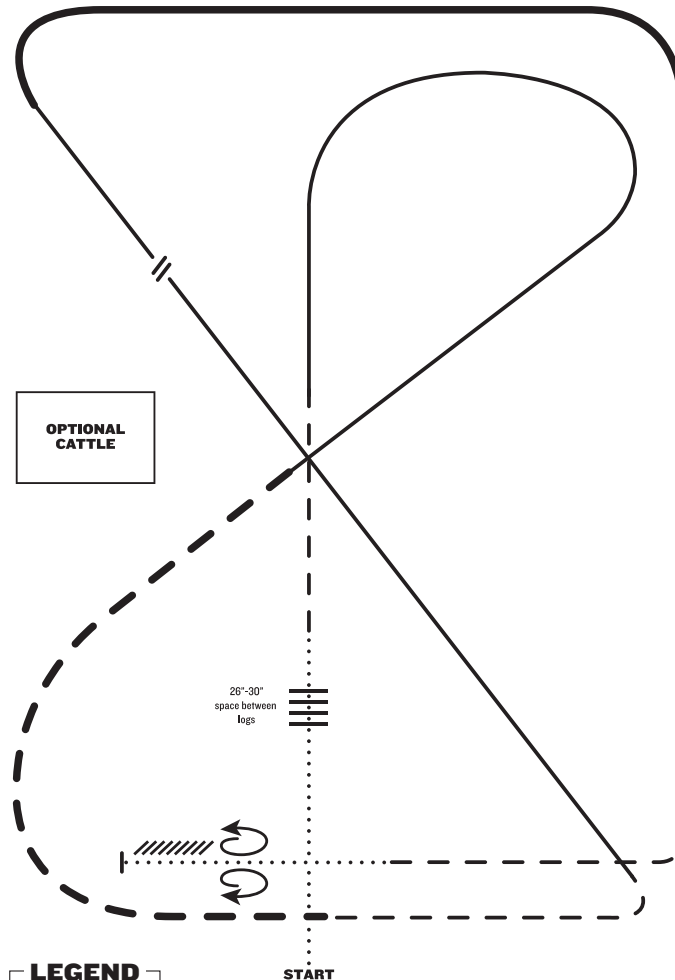


SQHA
FUTURITY

SWISS QUARTER HORSE SHOW SQHA FUTURITY 2024

SQHA Graduate Ranch Riding
AQHA / NSBA Junior Ranch Riding
AQHA Level 1 Ranch Riding

RANCH RIDING - PATTERN 5



LEGEND	
.....	Walk
.....	Extended Walk
- - - -	Trot
- - - -	Extended Trot
————	Lope
————	Extended Lope
//////	Back
//	Lead Change

1. Walk
2. Walk over logs
3. Trot
4. Lope right lead
5. Extended trot
6. Trot
7. Lope left lead
8. Change leads (simple or flying)
9. Extended lope right lead
10. Collect lope
11. Trot
12. Walk
13. Stop and back
14. 360° turn each direction (either direction 1st) (L-R or R-L)

Note: The drawn description of this pattern is only intended for the general depiction of the pattern. Exhibitors should utilize the arena space to best exhibit their horses.



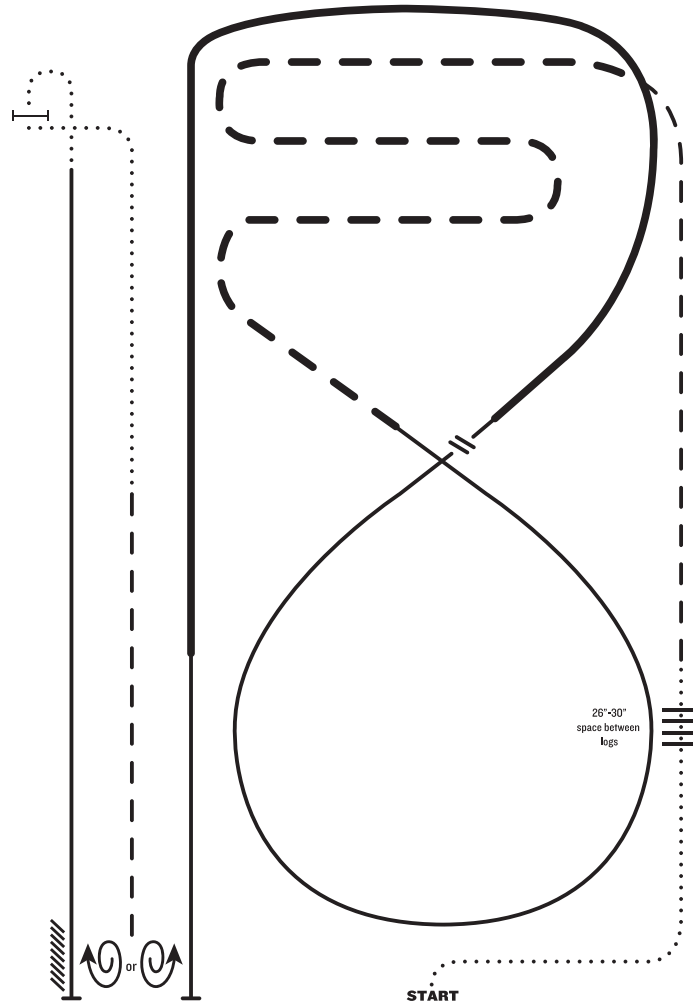
SWISS QUARTER HORSE SHOW



SWISS QUARTER HORSE SHOW SQHA FUTURITY 2024

AQHA / NSBA Senior Ranch Riding
AQHA / NSBA Amateur Ranch Riding
AQHA Youth Ranch Riding

RANCH RIDING - PATTERN 13



LEGEND	
.....	Walk
.....	Extended Walk
- - - -	Trot
- - - -	Extended Trot
————	Lope
————	Extended Lope
//////	Back
//	Lead Change

1. Walk
2. Walk over logs
3. Trot
4. Extended trot serpentine
5. Lope right lead
6. Change leads (simple or flying)
7. Extended lope left lead, collect lope
8. Stop, 1 1/2 turn either direction
9. Trot
10. Walk to gate
11. Right hand push gate
12. Walk, lope left lead
13. Stop and back

Note: The drawn description of this pattern is only intended for the general depiction of the pattern. Exhibitors should utilize the arena space to best exhibit their horses.



SWISS QUARTER HORSE SHOW

AQHA
APPROVED

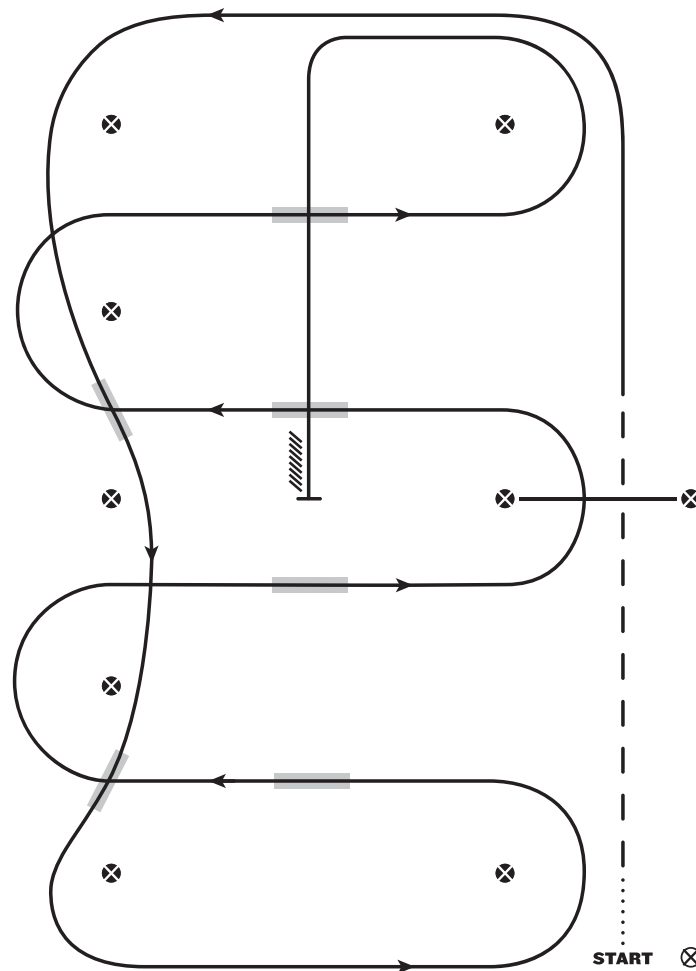


SQHA
FUTURITY

SWISS QUARTER HORSE SHOW SQHA FUTURITY 2024

AQHA Level 1 Western Riding
AQHA Level 1 Amateur Western Riding

LEVEL 1 WESTERN RIDING PATTERN 1



LEGEND	
.....	Walk
- - - -	Jog
————	Lope
//////	Back
■	Lead Changing Area

1. Walk at least 15 feet from start cone to the first marker, transition to jog, jog over lope.
2. Transition to the lope left lead & lope around end
3. First line change
4. Second line change lope around the end of arena
5. First crossing change
6. Second crossing change
7. Lope over log
8. Third crossing change
9. Fourth crossing change
10. Lope up the center, stop & back



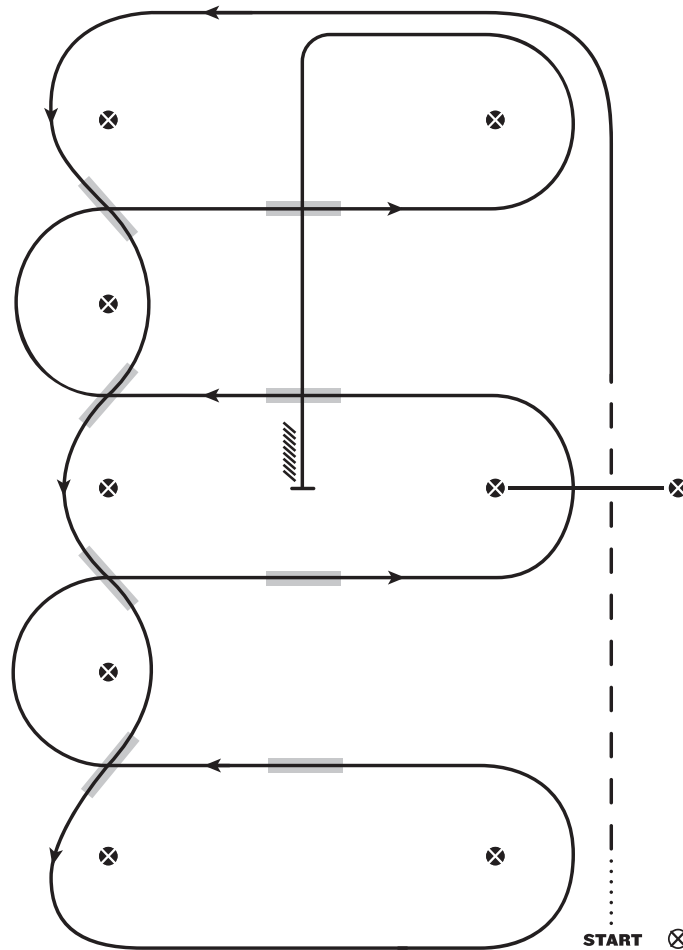
SWISS QUARTER HORSE SHOW



SWISS QUARTER HORSE SHOW SQHA FUTURITY 2024

AQHA / NSBA Amateur Western Riding
AQHA / NSBA Junior Western Riding
AQHA Youth Western Riding

WESTERN RIDING PATTERN 1



LEGEND

.....	Walk
- - - -	Jog
————	Lope
//////	Back
■	Lead Changing Area

1. Walk at least 15 feet from start cone to the first marker, transition to jog, jog over log
2. Transition to the lope left lead & lope around end
3. First line change
4. Second line change
5. Third line change
6. Fourth line change lope around the end of arena
7. First crossing change
8. Second crossing change
9. Lope over log
10. Third crossing change
11. Fourth crossing change
12. Lope up the center, stop & back



SWISS QUARTER HORSE SHOW

AQHA
APPROVED

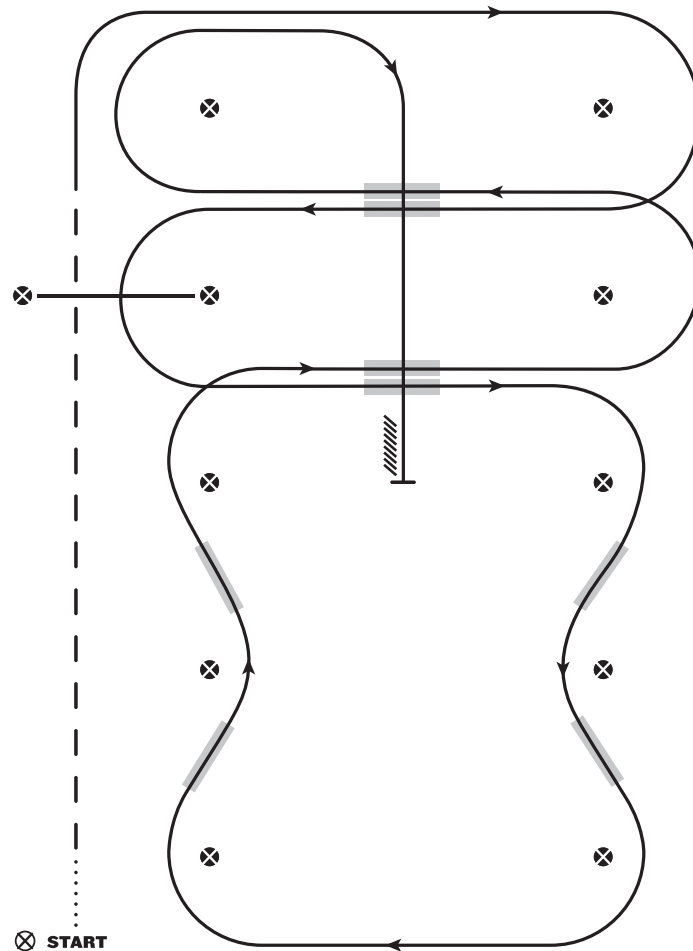


SQHA
FUTURITY

SWISS QUARTER HORSE SHOW SQHA FUTURITY 2024

AQHA / NSBA Senior Western Riding
Rasseoffen Western Riding

WESTERN RIDING PATTERN 8



LEGEND

.....	Walk
- - - -	Jog
————	Lope
//////	Back
■	Lead Changing Area

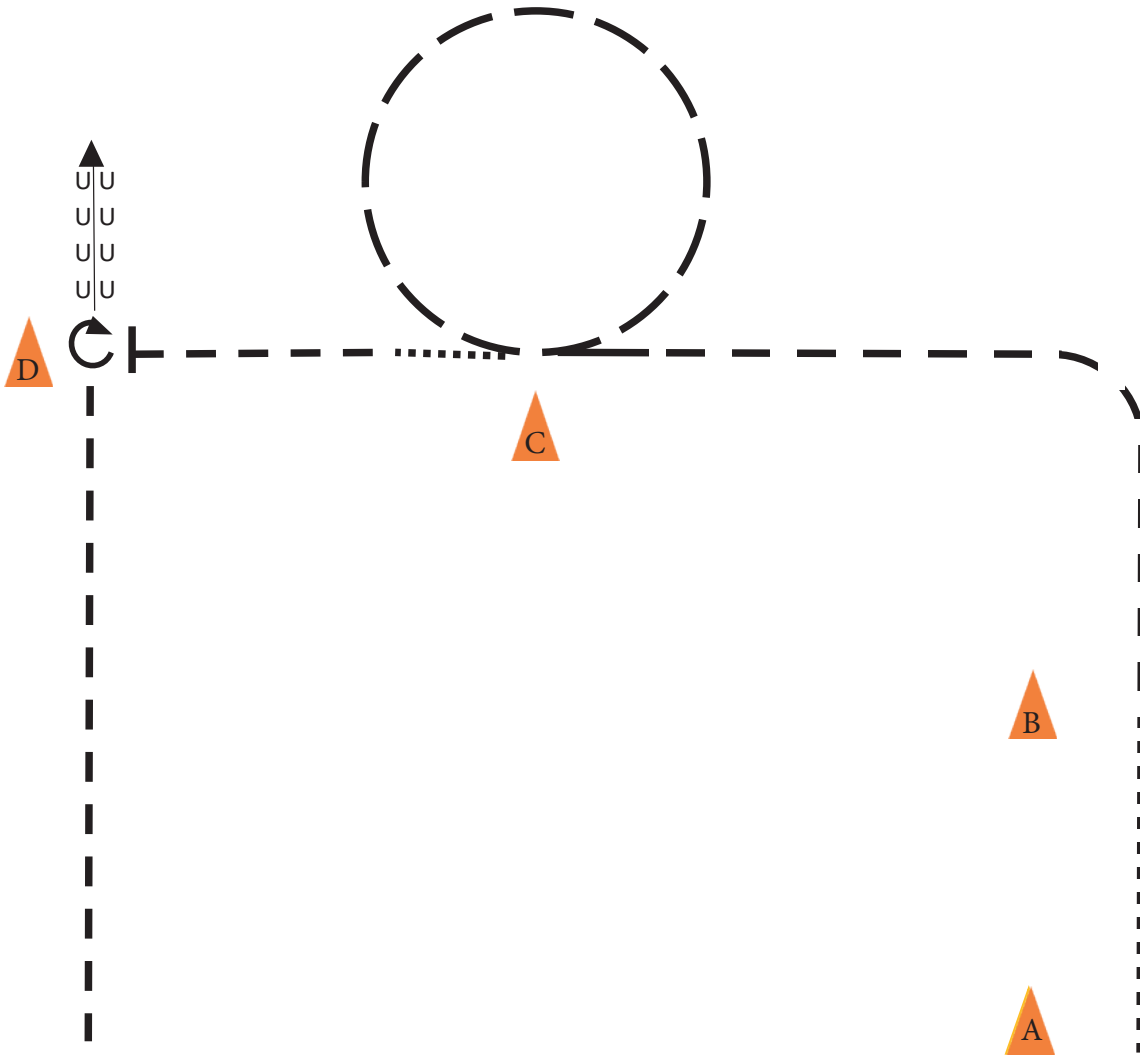
1. Walk at least 15 feet from start cone to the first marker, transition to jog, jog over log.
2. Transition to the lope right lead
3. First crossing change
4. Lope over log
5. Second crossing change
6. First line change
7. Second line change
8. Third line change
9. Fourth line change
10. Third crossing change
11. Fourth crossing change
12. Lope up the center, stop & back



SWISS QUARTER HORSE SHOW SQHA FUTURITY 2024

SWISS QUARTER HORSE SHOW

Rasseoffen Walk-Trot Western Horsemanship



1. Walk from A to B
2. Start Jog at B and jog around corner
3. At C Extended jog circle right
4. At C Walk
5. Jog
6. Stop before D, 270 ° turn to the right
7. Back up
8. Jog to exit

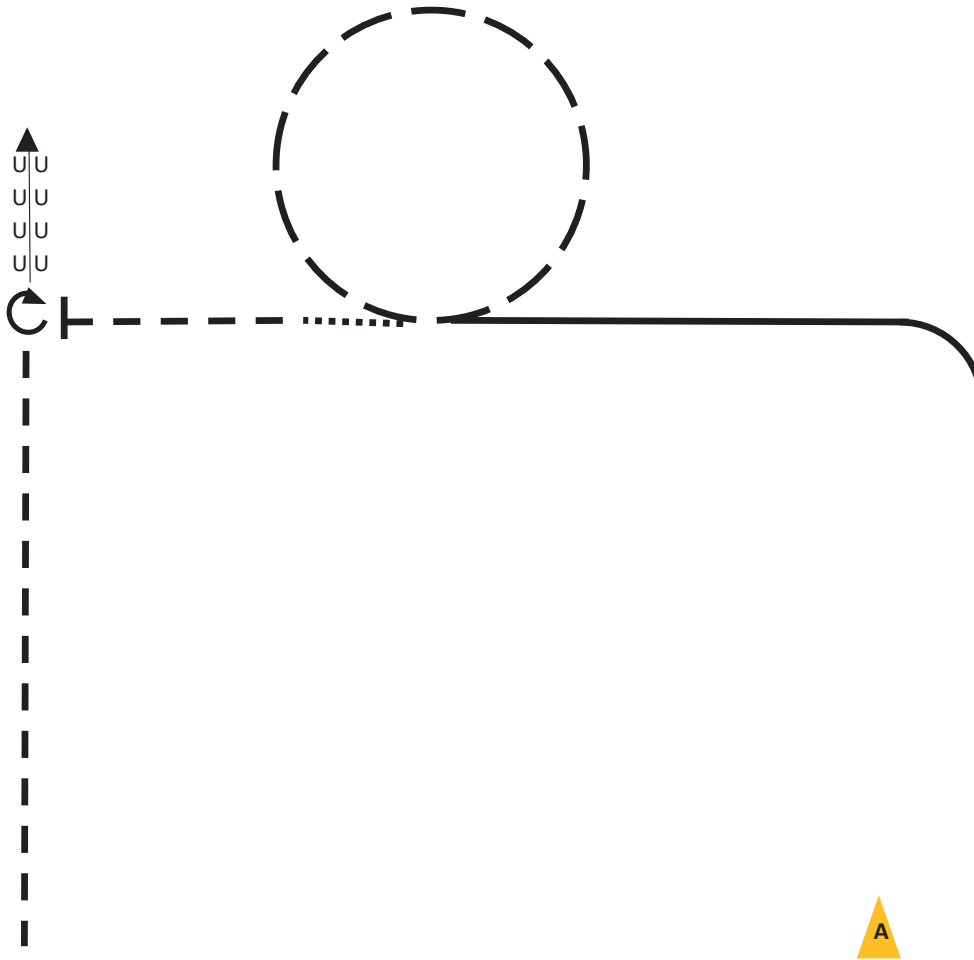
Walk
Jog	- - - - -
Lope	—————
Back up	←



SWISS QUARTER HORSE SHOW SQHA FUTURITY 2024

SWISS QUARTER HORSE SHOW

AQHA Level 1 Amateur Western Horsemanship
Rasseoffen Western Horsemanship



1. Lope left lead, around corner
2. Extended jog circle right
3. Walk four steps
4. Jog
5. Stop, 270 ° turn to the right
6. Back up
7. Jog to exit

Walk
Jog	- - - - -
Lope	—————
Back up	← ⊃ ⊃ ⊃ ⊃

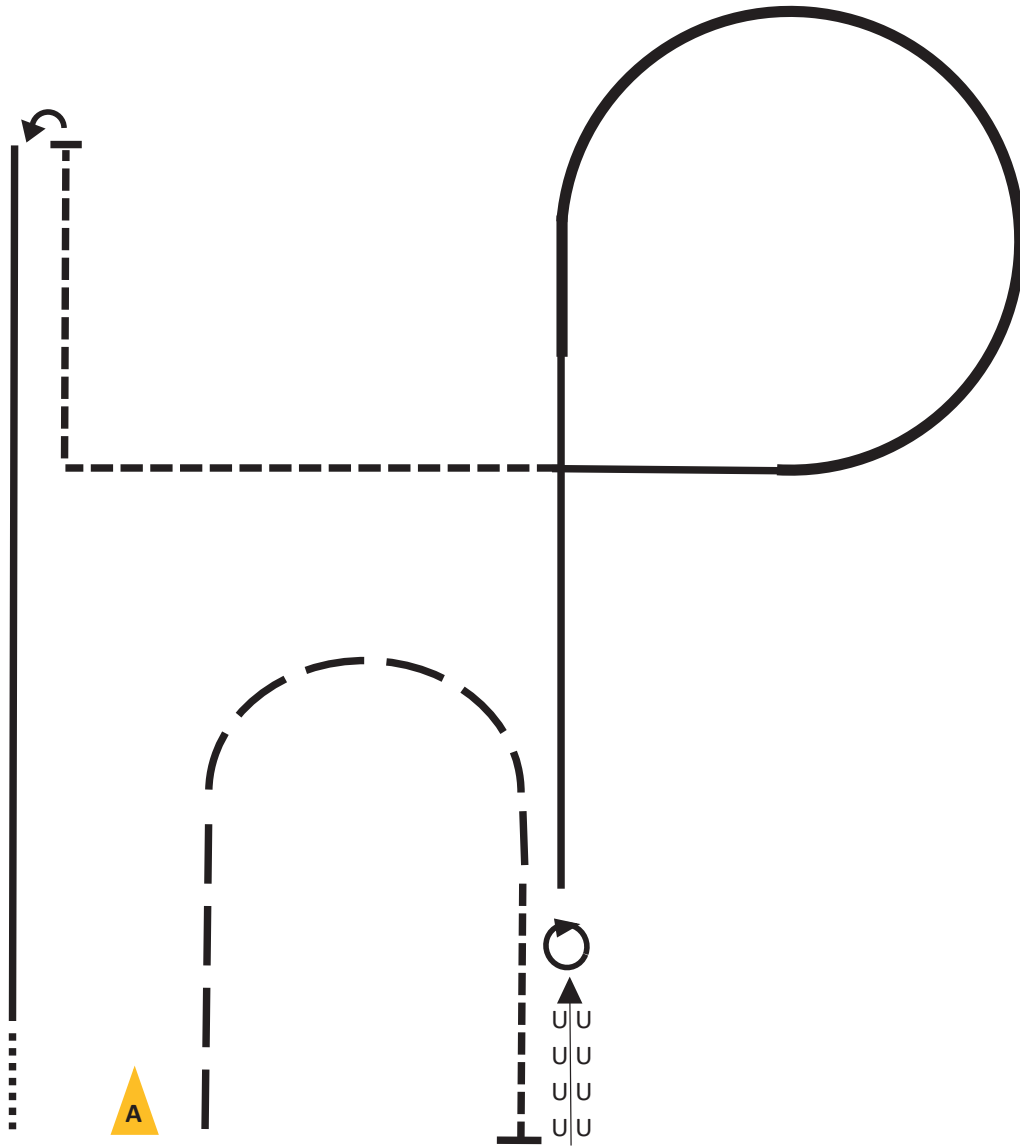


SWISS QUARTER HORSE SHOW



SWISS QUARTER HORSE SHOW SQHA FUTURITY 2024

AQHA/NSBA Amateur Western Horsemanship
AQHA Youth Western Horsemanship



1. Start at A, Extended jog loop to the right
2. Slow to jog. Stop and back up
3. Perform a 540° turnright
4. Lope right lead
5. Building up to extended lope, circle right, collect
6. Jog, square corner
7. Stop, 180° turn left
8. Lope left lead
9. Break to walk and walk to exit

Walk
Jog	-----
Extended Jog	— — —
Lope	————
Extended Lope	—————
Back up	← <u>u</u> <u>u</u> <u>u</u> <u>u</u>

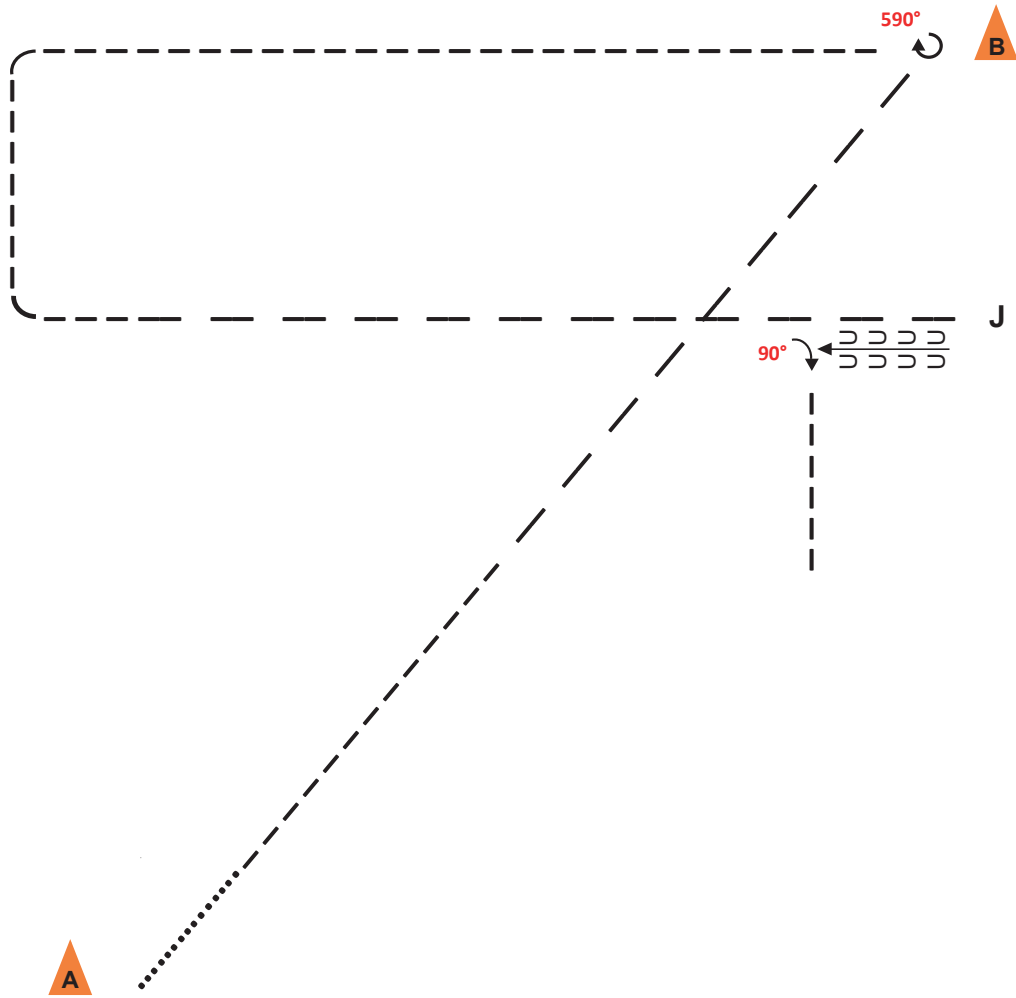


SWISS QUARTER HORSE SHOW



SWISS QUARTER HORSE SHOW SQHA FUTURITY 2024

AQHA Level 1 Amateur Showmanship
AQHA Youth Showmanship
Rasseoffen Showmanship



1. Walk
2. Trot halfway
3. Extended trot to B
4. Stop, perform a **590°** turn
5. Trot line and arc
6. Extended trot to judge and stop
7. Set up
8. Inspection
9. Back up one horse length
10. **90°** turn and trot to exit

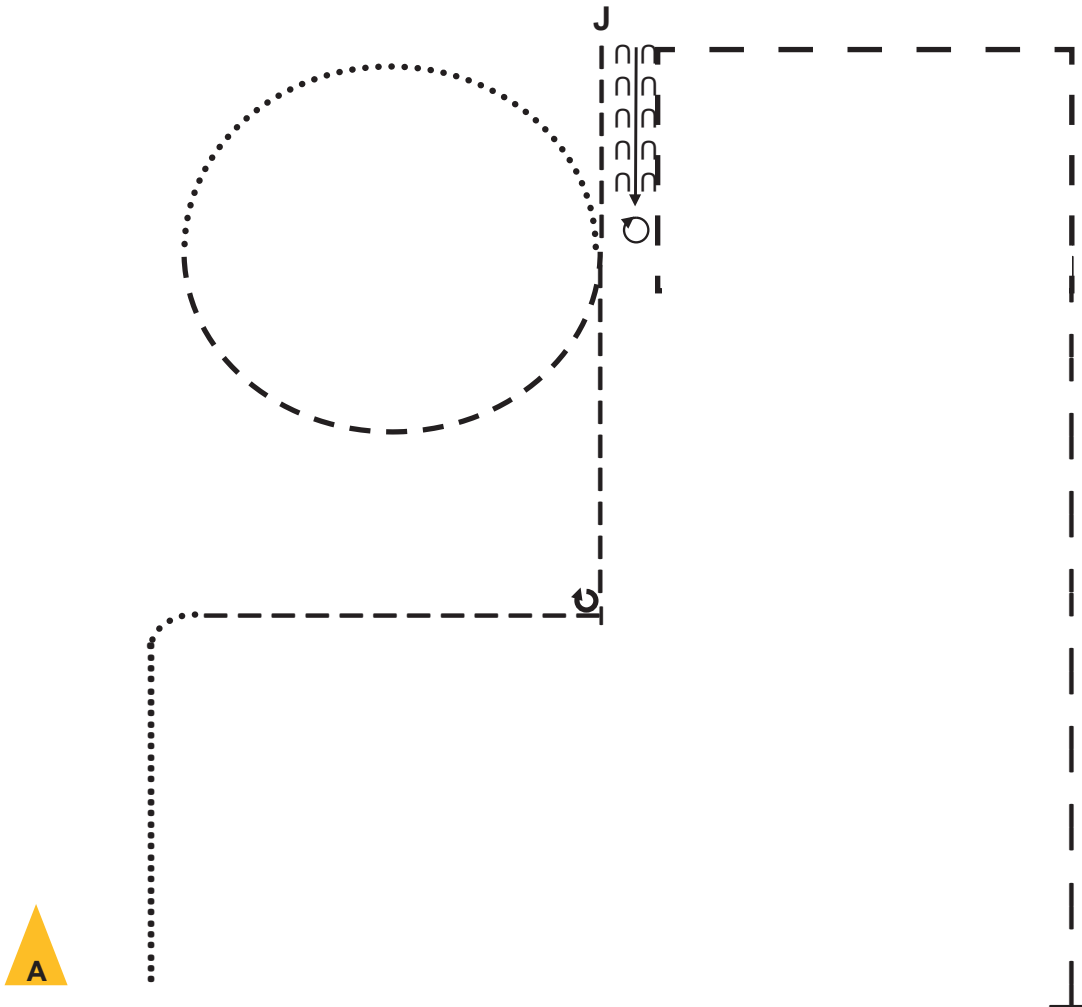
.....	Walk
-----	Jog
— — — —	Extended Jog
← — — — — — — — — —	Back



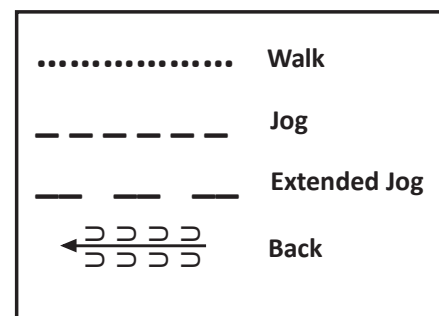
SWISS QUARTER HORSE SHOW

SWISS QUARTER HORSE SHOW SQHA FUTURITY 2024

AQHA/NSBA Amateur Showmanship



1. Walk corner
2. Trot, stop perform a 270 turn
3. Trot
4. Halfway break to walk, walk half circle
5. Trot half circle, trot to judge
6. Setup for inspection
7. Back two horse lengths
8. 360 turn , trot corner
9. Extend trot , stop.
10. Jog to exit



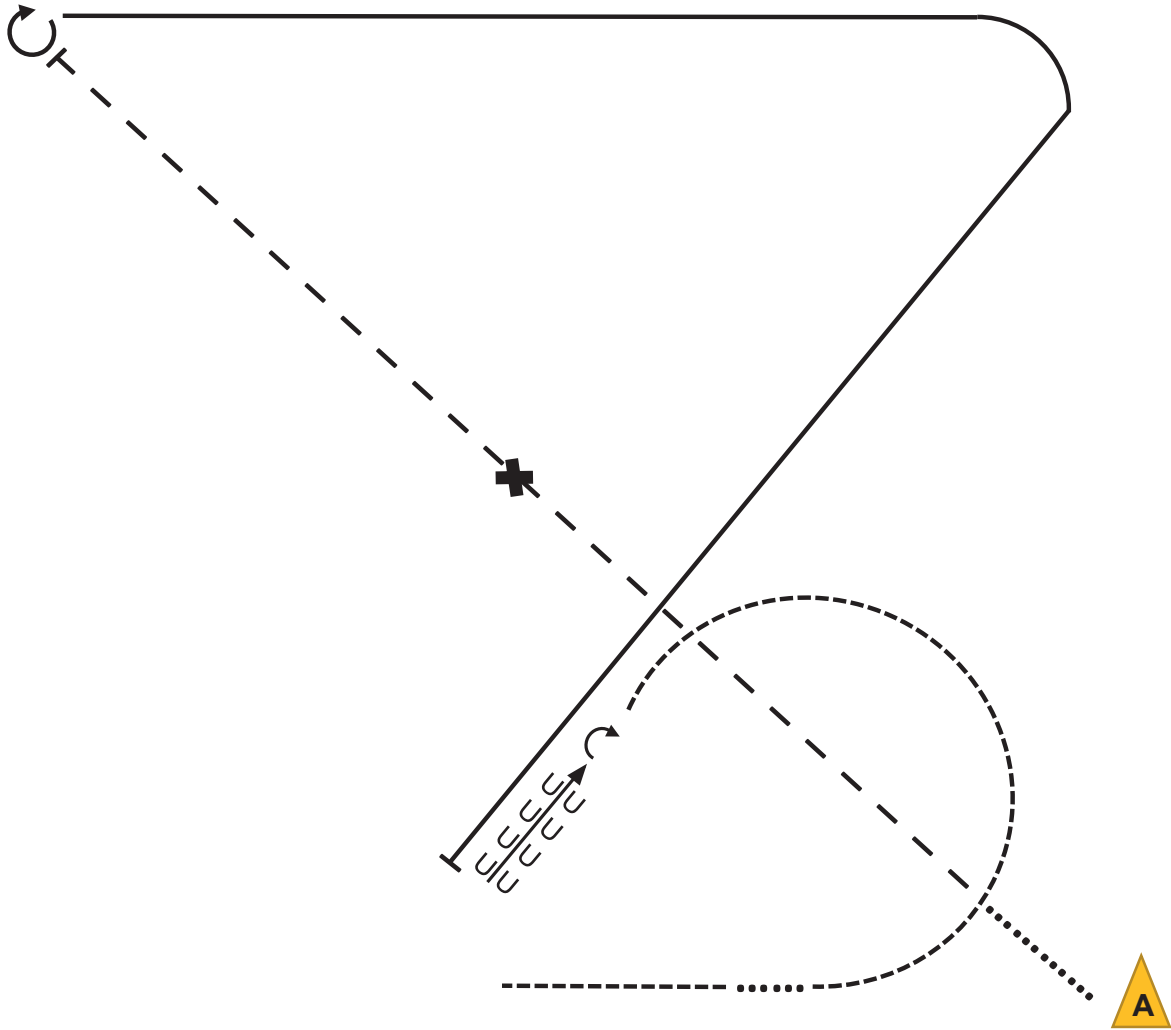


SWISS QUARTER HORSE SHOW



SWISS QUARTER HORSE SHOW SQHA FUTURITY 2024

AQHA Level 1 Amateur Hunt Seat Equitation
AQHA Youth Hunt Seat Equitation
AQHA/NSBA Amateur Hunt Seat Equitation
Rasseoffen Hunt Seat Equitation



1. Walk
2. Trot left diagonal
3. Change to right diagonal
4. Stop, 270° turn left on forehand
5. Canter right lead
6. Stop and back up 4 steps, 180 °
turn right on forehand
7. Sitting trot
8. Walk 5 steps
9. Exit at sitting trot

.....	Walk
----	Trot
-----	Sitting Trot
————	Canter
←←←←←	Back



SWISS QUARTER HORSE SHOW

AQHA
APPROVED

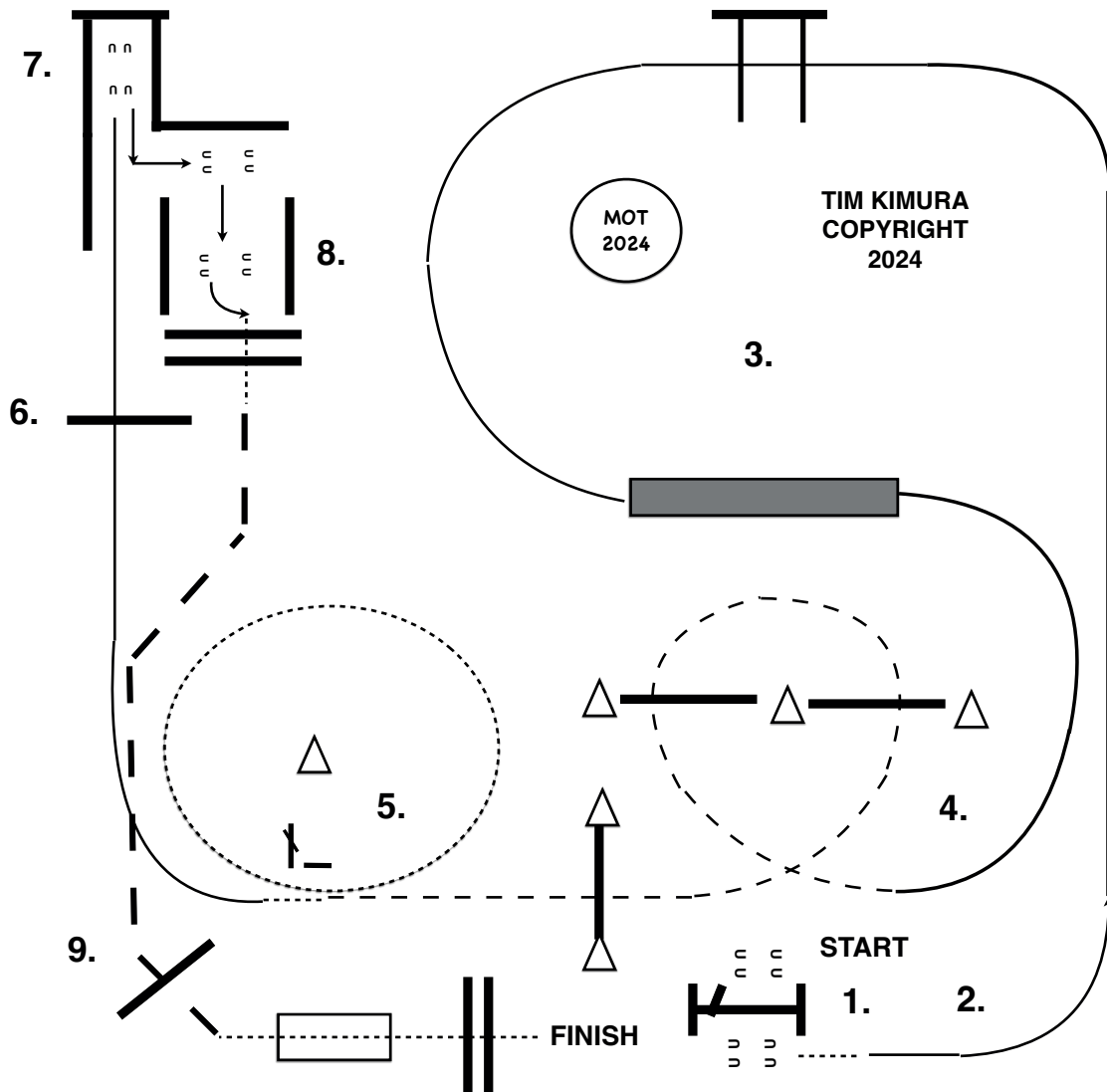


SQHA
FUTURITY

SWISS QUARTER HORSE SHOW SQHA FUTURITY 2024

Ranch Trail All Classes

Pattern sponsored by:



1. WORK GATE LEFT HAND.
2. WALK FORWARD, THEN LOPE LEFT LEAD, THEN EXTEND THE LOPE DOWN THE ARENA, COLLECT LOPE PRIOR TO THE TURN, THEN LOPE OVER LOGS.
3. CONTINUE TO LOPE, CHANGE LEADS SIMPLE OR FLYING.
4. BREAK TO THE TROT, TROT THROUGH SERPENTINE, TROT OVER LOGS.
5. TROT TO DRAG, WORK DRAG WALK OR TROT AROUND MARKER.
YOUTH: PICK UP OBJECT, TROT AND CARRY OBJECT AROUND MARKER AND RETURN
6. WALK FORWARD, THEN LOPE OVER LOG RIGHT LEAD.
7. LOPE INTO CHUTE, BACK BETWEEN LOGS, BACK AROUND CORNER.
8. SIDE PASS LEFT, TURN LEFT, AND WALK OVER LOGS.
9. EXTEND THE TROT OVER LOG, WALK OVER BRIDGE AND WALK OVER LOGS.